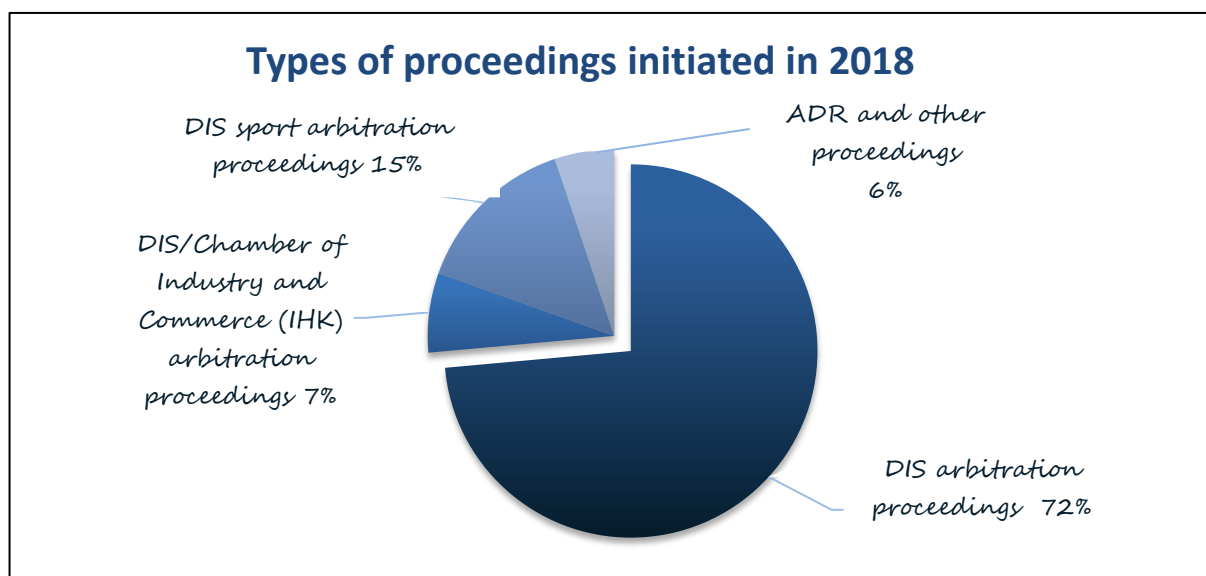


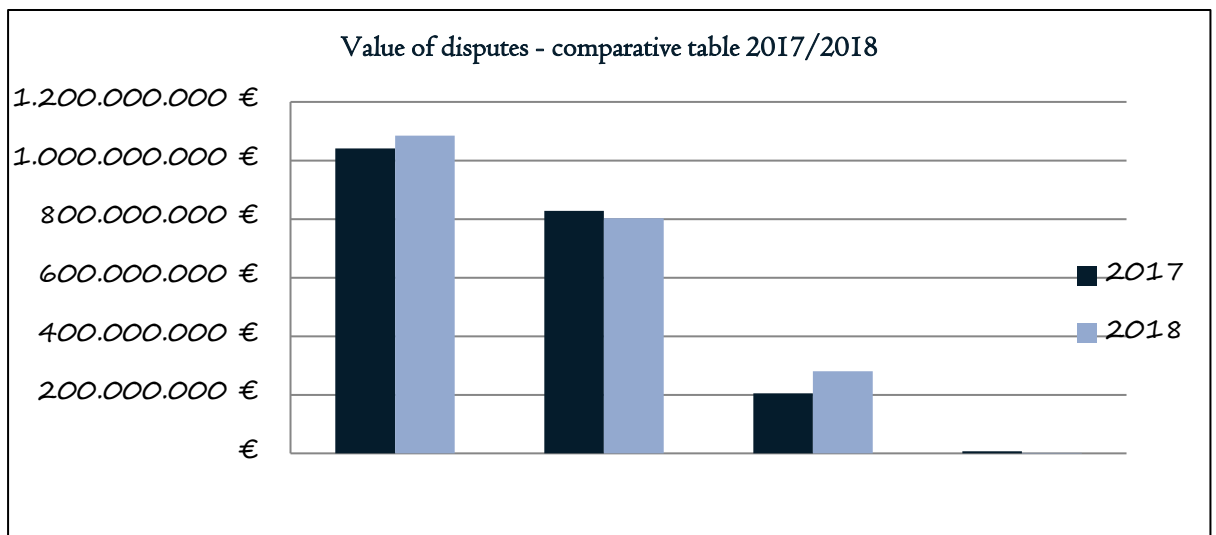
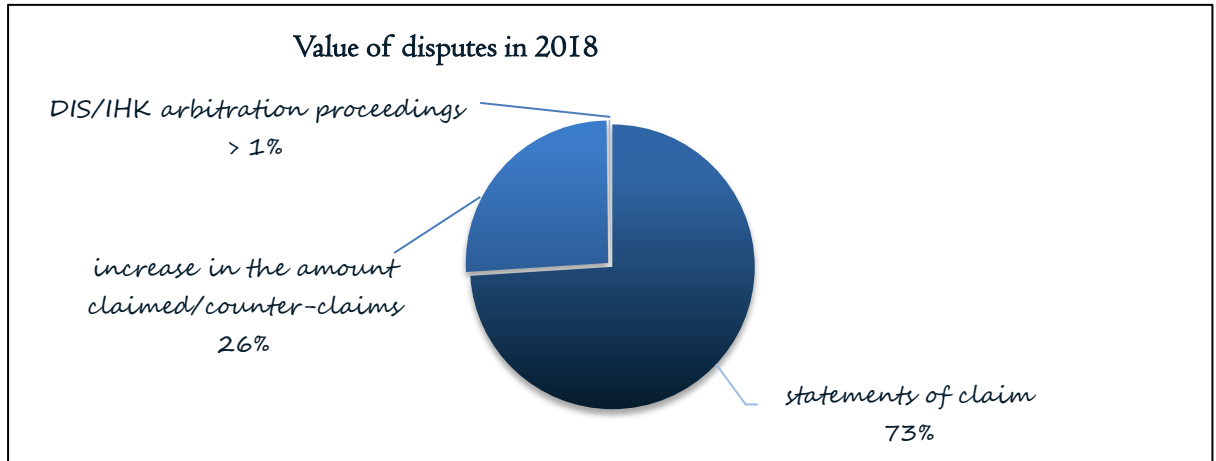
Statistics 2018

1. Proceedings Initiated in 2018



Types of proceedings		2017	2018	
total number of DIS proceedings		160	162	
DIS Arbitration Rules		121	116	
of which 1998 DIS Arbitration Rules			14	
	of which SREP			1
of which 2018 DIS Arbitration Rules			102	
	of which with Annex 4			6
	of which with Annex 5			8
	of which with Annexes 4+5			3
DIS/Chambers of Industry and Commerce (IHK) arbitration proceedings		4	12	
	of which IHK Bonn			1
	of which IHK Frankfurt/Main			1
	of which IHK München und Oberbayern			5
	of which IHK Ostthüringen zu Gera			1
	of which IHK Ostwestfalen zu Bielefeld			2
	of which IHK Rhein-Neckar			1
	of which IHK Stuttgart			1
2016 DIS Sport Arbitration Rules		27	25	
subtotal of arbitration proceedings		152	153	
conciliation		3	3	
mediation		0	2	
adjudication		2	0	
expert determination		0	1	
subtotal ADR proceedings		5	6	
other proceedings (ad hoc Appointing Authority)		3	3	

2. Arbitration Proceedings – Value of Disputes in 2018*



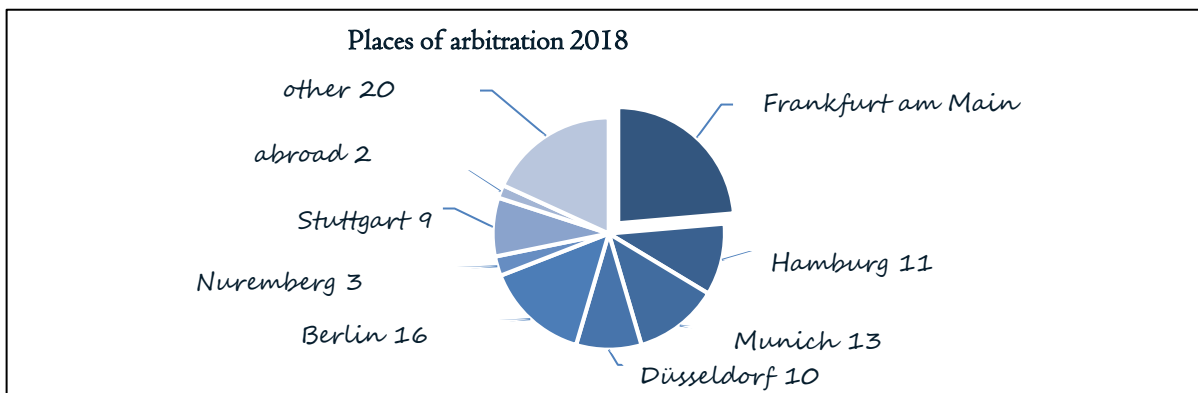
	2017	2018
Value of disputes**	1.040.861.397 €	1.084.805.512 €
of which DIS arbitration proceedings (statements of claim)	828.409.559 €	802.638.541 €
of which DIS arbitration proceedings (increase in the amount claimed/counter-claims)	205.322.007 €	280.174.784 €
of which DIS/IHK arbitration proceedings	7.129.831 €	1.992.188 €

Value of disputes	2017	2018
lowest	5.000 €	1.220 €
highest	270.000.000 €	90.414.038 €

* Based on the number of arbitration proceedings, but not including sport arbitration proceedings (125 proceedings 2017/128 proceedings in 2018).

** Taking into account the value of arbitration proceedings (DIS/IHK) commenced in the relevant year only, as well as the increase in the amount claimed and counter-claims filed during the relevant year (irrespective of when the arbitration proceedings were initiated). Accordingly, this is not the total value of all arbitration proceedings pending in the relevant year.

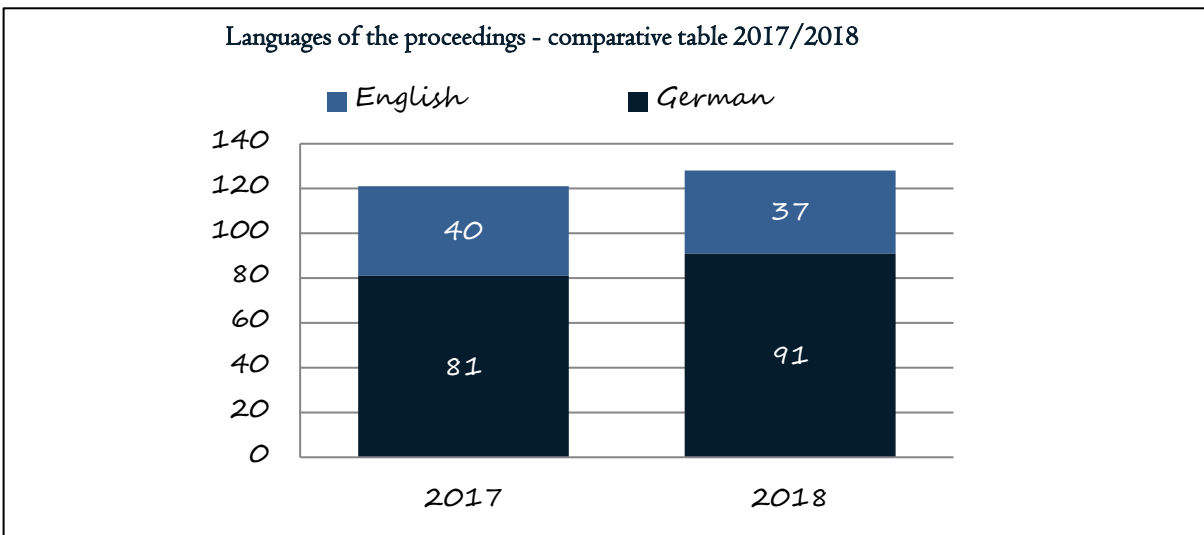
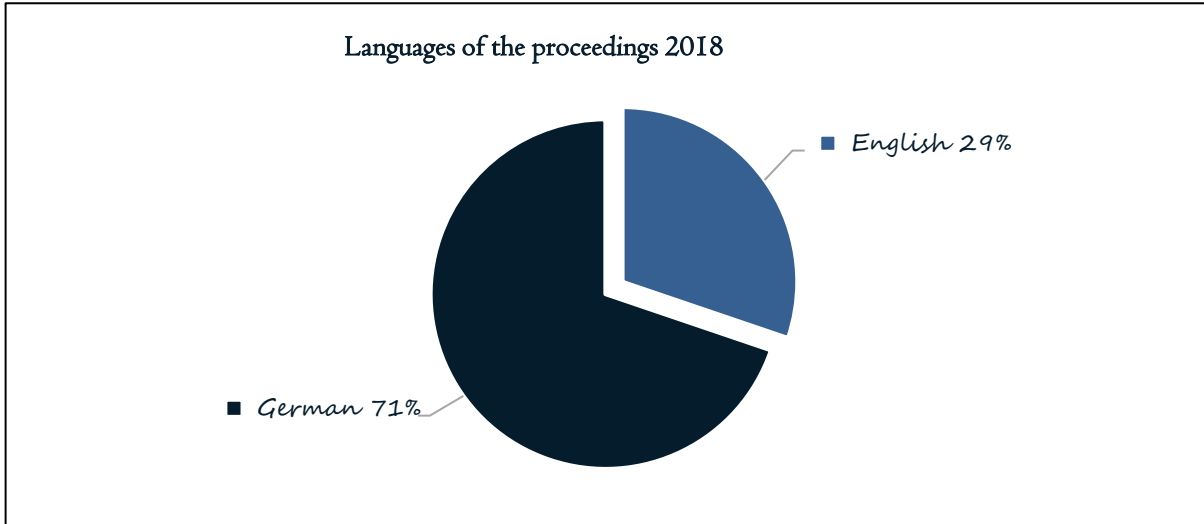
3. Arbitration Proceedings – Places of Arbitration 2018*



In Germany		Abroad		
City	Number of cases	Country	City	Number of cases
Aachen	1	Switzerland	Zurich	1
Berlin	16	Sweden	Stockholm	1
Bielefeld	1			
Bonn	1			
Braunschweig	1			
Bremen	1			
Cologne	1			
Dortmund	1			
Dusseldorf	10			
Einbeck	1			
Essen	1			
Frankfurt am Main	26			
Hamburg	11			
Hannover	1			
Kiel	1			
Konstanz	1			
Leipzig	1			
Leverkusen	1			
Mannheim	1			
Munich	13			
Munster	1			
Nuremberg	3			
Osnabruck	2			
Regensburg	1			
Reda-Wiedenbruck	2			
Stuttgart	9			
Willich	1			
Total	110			2

* Based on the number of arbitration proceedings with agreed or fixed places of arbitration, but not including sport arbitration proceedings (112 proceedings in total). In the remaining cases, the place of arbitration is yet to be determined.

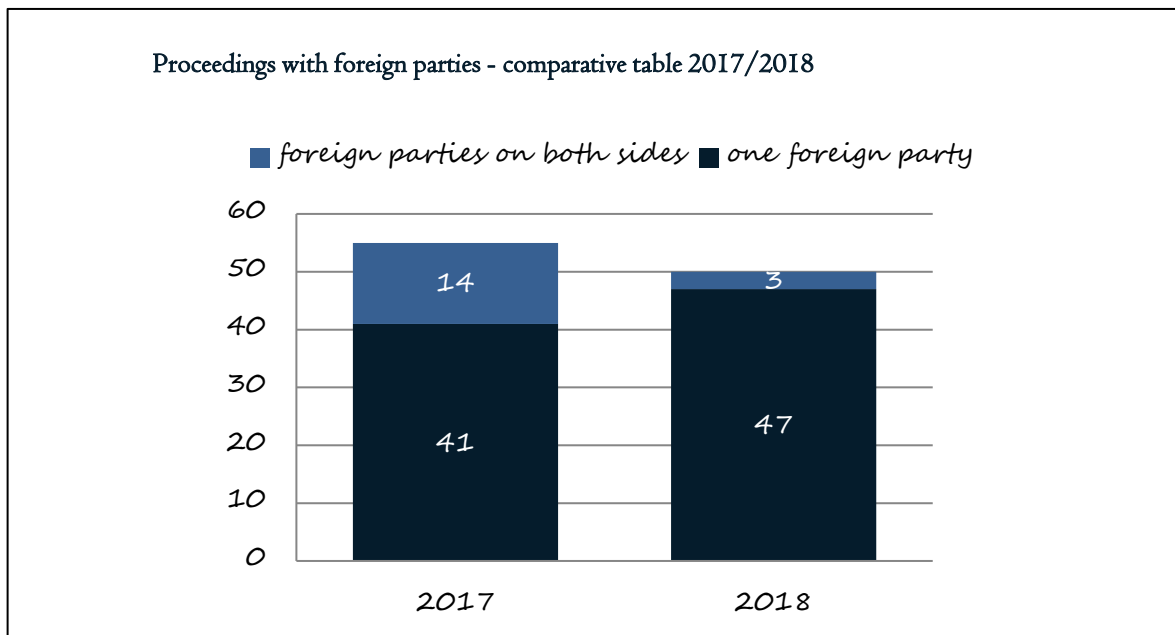
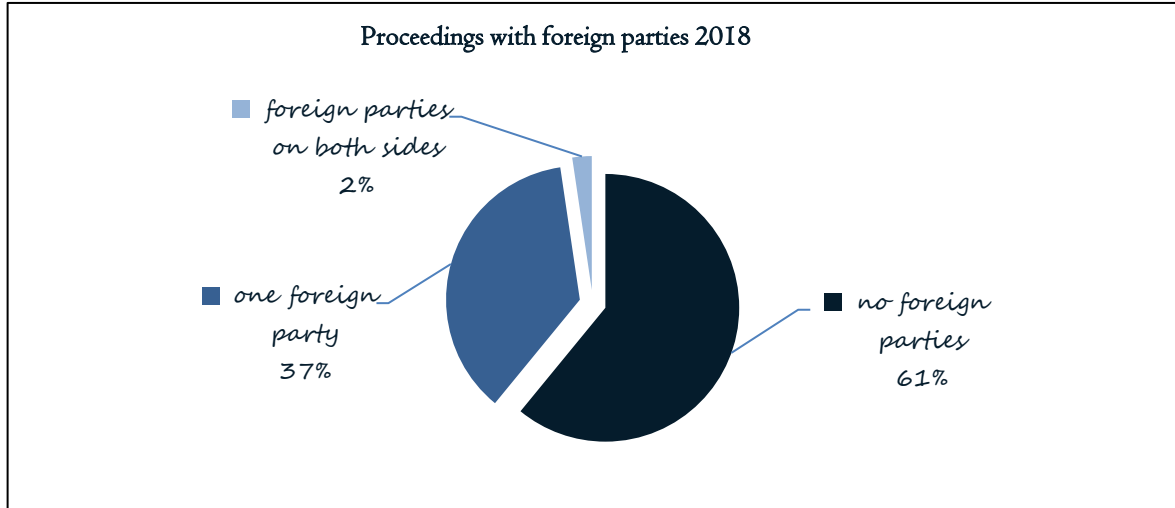
4. Arbitration Proceedings – Language of the Proceedings 2018*



Languages of the proceedings	2017	2018
English	40 (33%)	37 (29%)
German	81 (67%)	91 (71%)

* Based on the number of arbitration proceedings, but not including sport arbitration proceedings (128 proceedings).

5. Arbitration Proceedings – Involvement of Foreign Parties 2018*



Proceedings with foreign parties	2017	2018
total	55 (44%)	50 (39%)
of which arbitration proceedings with one foreign party	41	47
of which arbitration proceedings with foreign parties on both sides	14	3

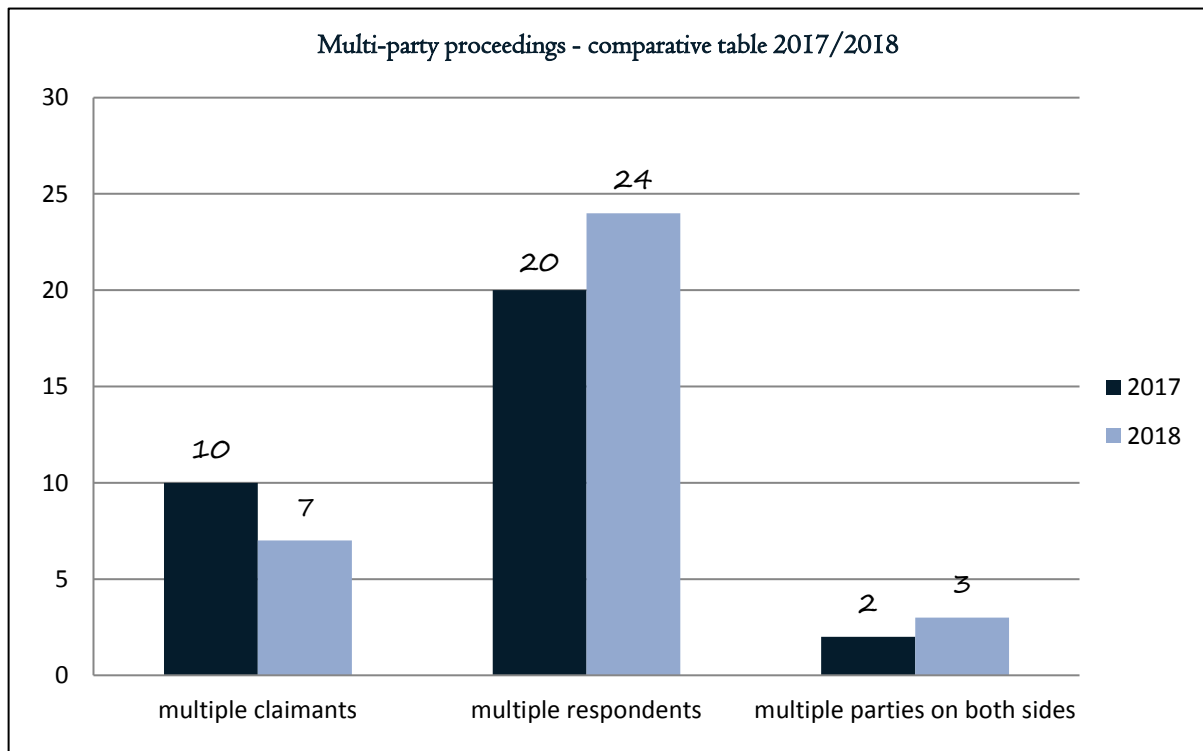
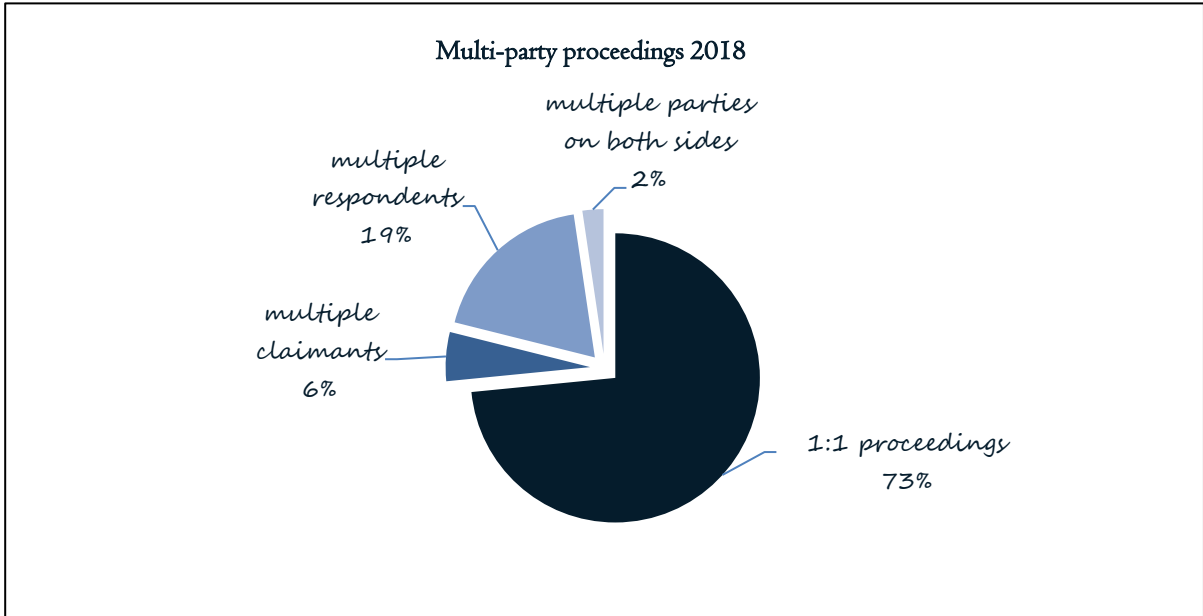
* Based on the number of arbitration proceedings, but not including sport arbitration proceedings (125 proceedings in 2017/128 proceedings in 2018).

6. Arbitration Proceedings – Represented Countries 2017/2018*

	2017	2018
Number of countries represented	30	24
Austria	6	6
Bosnia and Herzegovina	-	1
Brasil	-	1
China	2	1
Columbia	-	2
Cyprus	1	2
Denmark	2	5
Finland	-	1
France	2	1
Great Britain	3	4
Israel	-	2
Italy	1	2
Luxemburg	3	7
Macedonia	-	1
Mexico	1	1
Netherlands	8	3
Philippines	-	1
Poland	2	1
Russia	5	1
Switzerland	6	5
Singapore	3	2
Spain	2	1
Turkey	3	2
United States of America	6	2

* Based on the number of arbitration proceedings, but not including sport arbitration proceedings (125 proceedings in 2017/128 proceedings in 2018).

7. Arbitration Proceedings – Multi-Party Proceedings 2018*

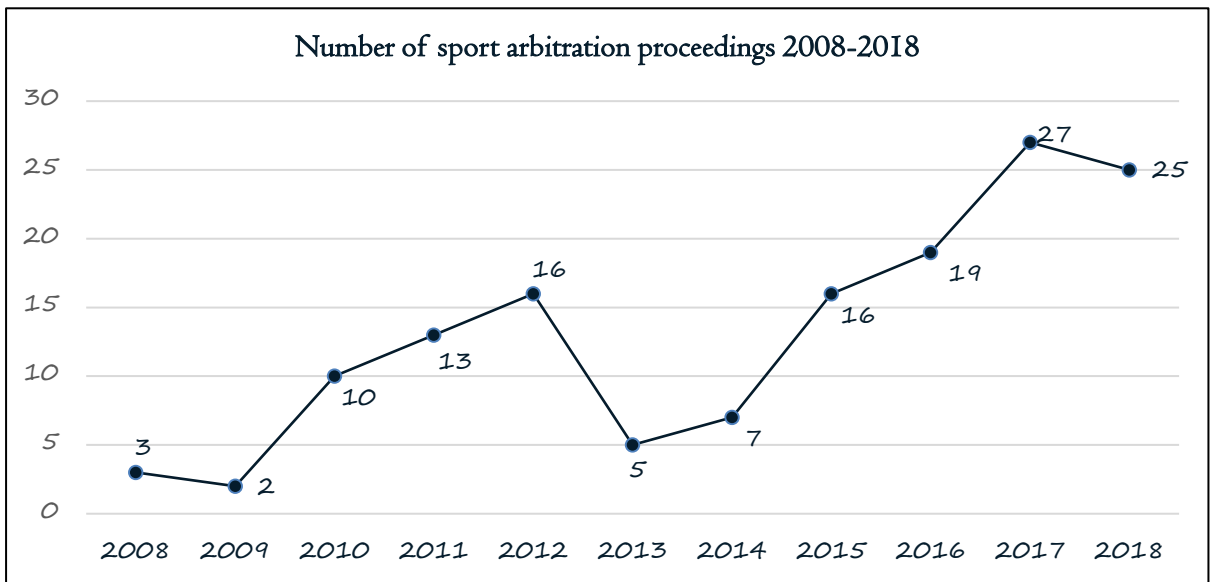


Multi-party proceedings	2017	2018
total	32 (26%)	34 (29%)
of which multiple claimants	10	7
of which multiple respondents	20	24
of which multiple parties on both sides	2	3

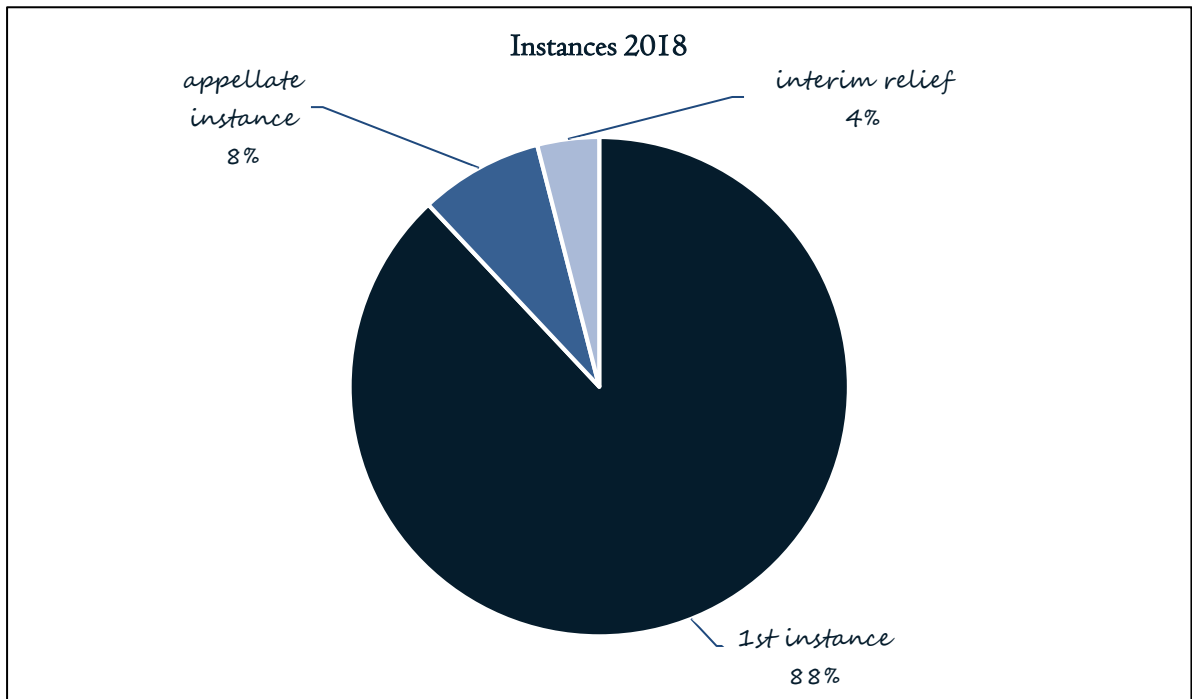
* Based on the number of arbitration proceedings, but not including sport arbitration proceedings (125 proceedings in 2017/128 proceedings in 2018).

8. Sport Arbitration Proceedings

Dynamic development of the case load since the establishment of the German Court of Arbitration for Sport in 2008

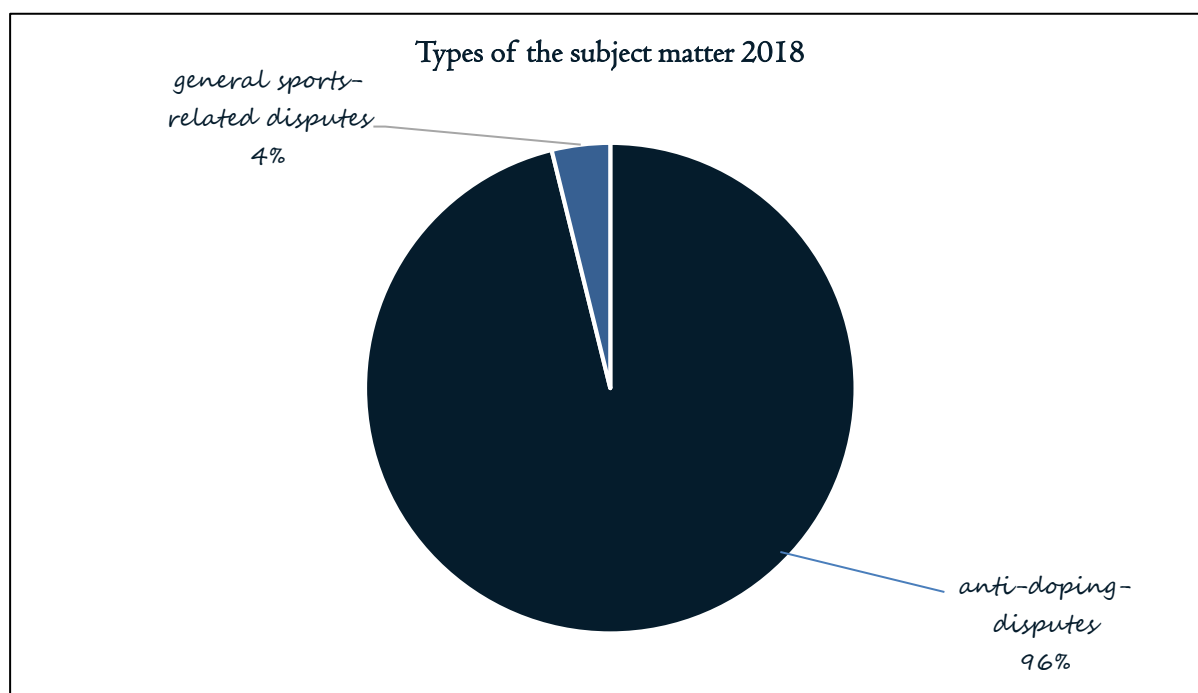


The German Court of Arbitration for Sport decides as a court of first and of appellate instance and considers applications for interim relief



Instances of sport arbitration proceedings	2017	2018
total	27	25
of which 1st instance	18	22
of which appellate instance	7	2
of which interim relief	2	1

Types of the subject matter



Types of the subject matter	2017	2018
total	27	25
of which anti-doping-disputes	20	24
of which general sports-related disputes	7	1

Applications for financial aid (as introduced by 2016 DIS Sport Arbitration Rules)

Type of sport	Instance
Archery	1st instance
Judo	appellate instance
Judo	interim relief
Triathlon	1st Instance
Weightlifting	1st instance
Weightlifting	appellate instance
Boxing	1st instance (2 cases)
Power lifting (Kraftdreikampf)	1st instance (4 cases)
Cycling	1st instance (2 cases)